

ALLCHIN

3/4" SCALE



The prototype for this model is an agricultural traction engine built by Allchin in their well known "Globe" steam works, Northampton, England. This engine has typical Victorian characteristics of the period, with a short smokebox, straight back tender, smaller front wheels and "dumpy" looking boiler.

This sort of engine would be in general agricultural use, particularly working threshing machines and other equipment with a belt drive off the flywheel. There was a choice of power, this being the 7 nominal horse power version built in 1893.

SPECIFICATIONS

Scale	3/4"
Dimensions	12.4 x 5.5 x 8.4 in.
Weight	7.7 lbs
Construction	Brass & stainless steel
Cylinder	16 x 22 mm
Power	Live steam, Butane fired
Wheel Dia.	70 mm front, 110 mm rear
Features	Safety valve
	Lubricator
	Stephensons link valve gear
	Water level gauge
	Pressure gauge





ITEMS SUBJECT TO CHANGE IN PRICE, COLOR, SPECIFICATION, DESIGN AND AVAILABILITY WITHOUT NOTICE.

ACCUCRAFT
RIDE-ON TRAINS

33268 CENTRAL AVE, UNION CITY, CA 94587, USA TEL: (510) 324-3399 FAX: (510) 324-3366
WWW.ACCUCRAFT.COM INFO@ACCUCRAFT.COM

ALLCHIN

3/4" SCALE



ORDER INFORMATION

SKU	Description
T392-01	Allchin 3/4" Engine, Black, Live Steam
T392-02	Allchin 3/4" Engine, Maroon, Live Steam
T392-03	Allchin 3/4" Engine, Green, Live Steam

ITEMS SUBJECT TO CHANGE IN PRICE, COLOR, SPECIFICATION, DESIGN AND AVAILABILITY WITHOUT NOTICE.

ACCUCRAFT
RIDE-ON TRAINS

33268 CENTRAL AVE, UNION CITY, CA 94587, USA TEL: (510) 324-3399 FAX: (510) 324-3366
WWW.ACCUCRAFT.COM INFO@ACCUCRAFT.COM